

TEL. 9575997, 9567298, 9554725

JANATA BANK LIMITED

For Previous Rate Sheet Click

PABX-575,

TREASURY DEPARTMENT

<https://goo.gl/URA0t4>

Mail: fxdeal@janatabank-bd.com

HEAD OFFICE, DHAKA

EID MUBARAK

Exchange Rate Circular - 180

INDICATIVE ONLY: Rates may vary in the

DATE : **01 Oct 2019**

EFFECTIVE DATE: **01 Oct'19**

same day

Tuesday

A) CROSS RATE OF N.Y CLOSING & S.E. ASIAN MARKETS AS ON 01/10/2019

	GBP/USD	EUR/USD	USD/JPY	USD/C.DLR	USD/S.FRA	AUD/USD
SELLING	1.2285	1.0889	108.2000	1.3248	0.9986	0.6773
BUYING	1.2284	1.0886	108.2300	1.3249	0.9990	0.6773

B) JANATA BANK LTD'S CASH

CURRENCY & T.C TO PUBLIC TK PER UNIT OF FOREIGN CURREN

SELLING	CURRENCY	BUYING	SELLING	CURRENCY	BUYING
86.3000	US Dollar	85.3000	22.5000	Saudi Riyal	21.4000
105.3000	G. B. Pound	101.6000	23.3000	UAE. Dirham	22.3000
94.3000	Euro	91.3000	20.8000	MAL.Ringit	19.5000
57.2000	Aus. Dollar	55.2000	1.2600	Indian Rupee	1.2000

BE SAME AS SELLING T.T.& O.D AND BUYING O.D. TRANSFER

C)	SELLING		NAME OF CURRENCY	BUYING			
	T.T.& O.D.	B.C.		T.T.CLEAN	T.T.DOC	O.D.SIGHT EXP.BILLS	O.D. TRANSFER
	84.4500	84.5000	US Dollar	83.7500	83.7000	83.6500	83.5300
	104.6856	104.8225	G. B. POUND	102.6434	102.3328	102.1332	101.7135
	93.8263	93.9089	EURO	92.1505	91.8025	91.5870	90.7214
	0.8030	0.8084	JP.YEN	0.7758	0.7690	0.7677	0.7650
	65.7727	65.9165	CAN.DLR	65.1648	64.9914	64.7973	64.1931
	85.1393	85.3994	SWISS.FRANC	83.9237	83.7336	83.6595	83.5952
	217.8400	218.0043	OMANIAN RIYAL	215.2411	215.0074	214.3739	213.0601
	11.0000	11.2622	H.K.DLR	10.6699	10.6584	10.6273	10.5961
	62.7090	64.1807	SING.DLR	62.4379		62.1966	60.5603
	2.7805	2.7914	THI.BAHT	2.7315		2.7206	2.7127
	20.3126	20.3698	MAL.RINGIT	19.9380		19.8584	19.8003
	23.1737	23.1819	UAE.DIRHAM			22.6788	22.6124
	22.6893	22.7473	SAUDI RIYAL			22.2073	22.1400
	22.8486	23.5005	QATAR RIYAL				22.1955
	279.2898	279.5886	KUWAIT DINAR				270.0000
	222.7679	222.8475	BAHRAIN DINAR				216.3180
	12.5473	12.8615	CHINESE YUAN				11.9687

D) USANCE RATE:	30 DAYS	60 DAYS	90 DAYS	120 DAYS	150 DAYS	180 DAYS
US Dollar	83.1515	82.6629	82.1744	81.6858	81.1973	80.7088
G. B. POUND	101.5344	100.9357	100.0803	99.7382	99.1394	98.5407
EURO	91.0495	90.5119	89.7440	89.4368	88.8993	88.3617

E) FORWARD RATE:		1 MONTH	2 MONTHS	3 MONTHS	6 MONTHS	1 YEAR
SELLING	US Dollar	84.9771	85.4241	85.9112	87.2724	0.0000
BUYING	US Dollar	84.0466	84.3432	84.6398	85.5297	0.0000


F) NFCD INTT RATE, EFFECT ON: 01.10.19 To 15.10.19	1 MONTH	3 MONTHS	6 MONTHS	12 MONTHS
US Dollar	1.78150	1.84863	1.81300	1.79325
G. B. POUND	0.46350	0.51088	0.57850	0.64213
EURO	0.00000	0.00000	0.00000	0.00000


G) LIBOR AS ON 30/09/2019, **60 DAYS 2.06538** **90 DAYS 2.08513** **180 DAYS 2.05563**

H) INDICATIVE RATE OF 01 SDR, USD WITH NTL, CUR OF ACU MEMBERS AS IMF RATE 27/09/2019	IN.RS	N.RS	SL.RS	PK.RS	BD TK	USD
USD 1	70.8380	116.0921	184.6876	141.9489	84.1050	
SDR 1	96.6408	158.3787	251.9603	193.6540	114.7403	1.3643


IN CASE OF AUS. DOLLAR CASH RATE WILL BE USED FOR T.T ALSO

Rates mentioned in row C, D, E and F are applicable only for bank's own customers.


Md. Nur Islam
PO
Prepared By


Syeda Hasinatul Jannat
SPO
Checked By


Md. Mokhlesur Rahman
SPO
Authorized Signature


Md. Tofazzal Hossain
DGM
Authorised Signature